

Aa

[Olagiatonhpiagwgeio.blogspot.com](http://Olagiatonhpiagwgeio.blogspot.com)



Bb



Г г



Δ δ



E e



Z z



Hh



Oo



l u


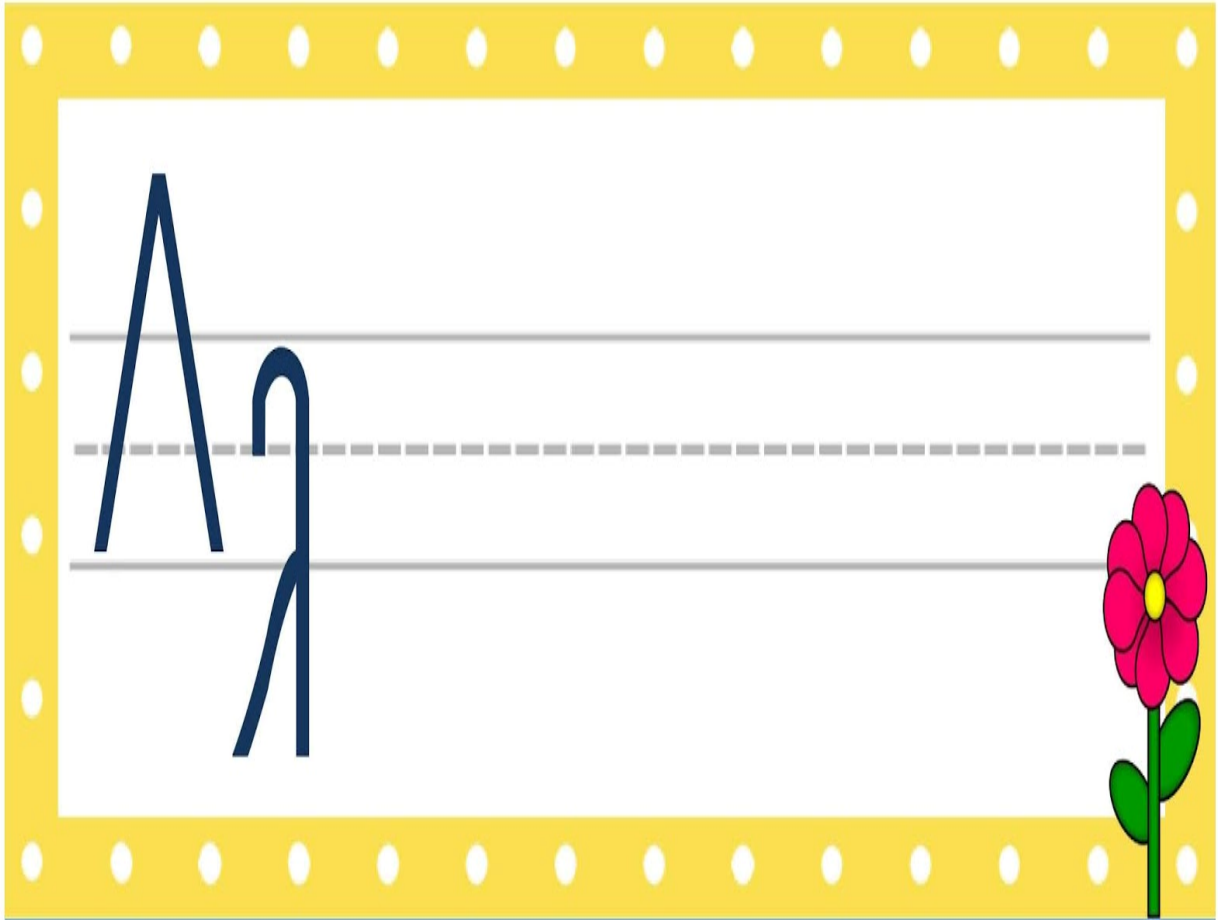
[Olagiatonhpiagwgeio.blogspot.com](http://Olagiatonhpiagwgeio.blogspot.com)



K k


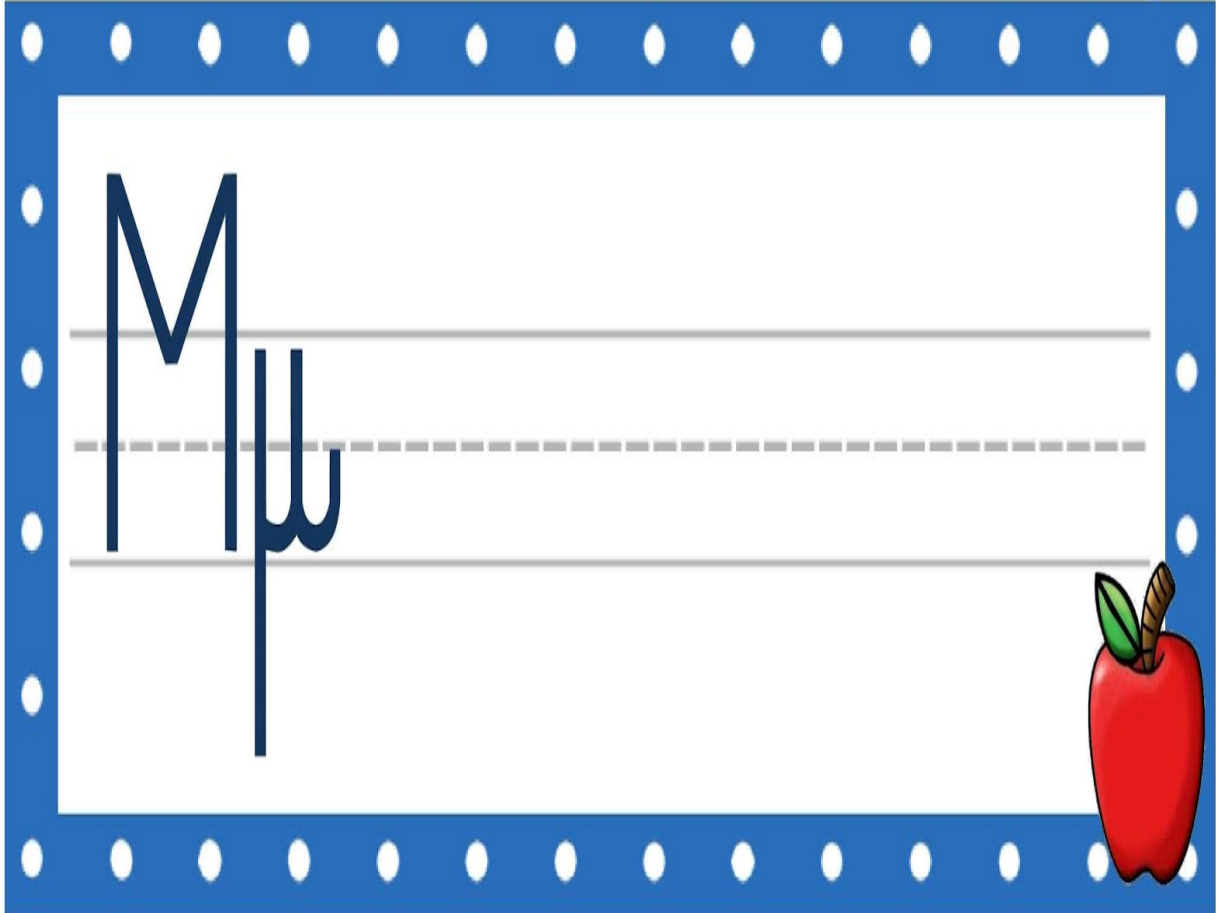


Aa



A handwriting practice sheet for the letter 'A'. It features a yellow border with white polka dots. The central area contains three horizontal lines: a solid top line, a dashed middle line, and a solid bottom line. On the left, the uppercase letter 'A' and lowercase letter 'a' are shown in a dark blue font. The 'A' spans from the top to the bottom line, while the 'a' spans from the middle to the bottom line. A pink flower with a yellow center and green leaves is positioned on the right side of the sheet.

Mm



Mm

A handwriting practice sheet for the letter 'M'. It features a blue border with white polka dots. The central area contains three horizontal lines: a solid top line, a dashed middle line, and a solid bottom line. On the left, the uppercase letter 'M' and lowercase letter 'm' are shown in a dark blue font. The 'M' spans from the top to the bottom line, while the 'm' spans from the middle to the bottom line. A red apple with a green leaf and a brown stem is positioned on the right side of the sheet.

N n




—


— 3



Oo



Ππ



[Olagiatonhpiagwgeio.blogspot.com](http://Olagiatonhpiagwgeio.blogspot.com)



Pp



Σσ




T t

[Olagiatonhpiagweio.blogspot.com](http://Olagiatonhpiagweio.blogspot.com)



Y y



Φ φ



X x



Ψ ψ



ω ω

